


PT EBARA INDONESIA

HEAD OFFICE & FACTORY

Jl. Raya Jakarta-Bogor Km.32 Curug, Cimanggis.
Kota Depok, Jawa Barat 16453.
Phone : (+6221) 8740 852-53 (Hunting) Fax: (+6221) 8740 033

SURABAYA OFFICE

3rd Fl., Wisma SIER Building
Jl. Rungkut Industri Raya No. 10, Rungkut Tengah,
Kec. Gn. Anyar.
Surabaya, Jawa Timur 60293.
Phone : (+6231) 9985 3535



KAZUKU

D-Series

EBARA Submersible Pumps

50 Hz

Features

Model DL



Non-Clog Semi-Open Impellers
Prevents clogging by fibrous matter



Full Range of Models
up to 250 mm discharge size and 22kW available

Model DF (with Cutter)



Non-Clog Semi-Open Impellers
Prevents clogging by fibrous matter



Full Range of Models
up to 100 mm discharge size and 3.7kW available

Application Fields

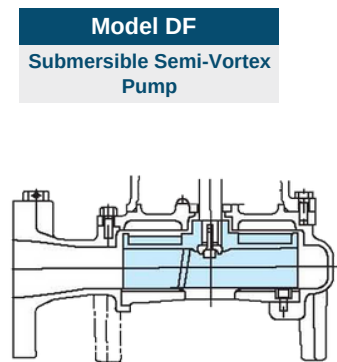


Sewage



Waste Water

Specification



Model DF
Submersible Semi-Vortex Pump

Motor Protector
In-built thermal overload (up to 7.5kW) or Miniature thermal protectors (11kW & above)

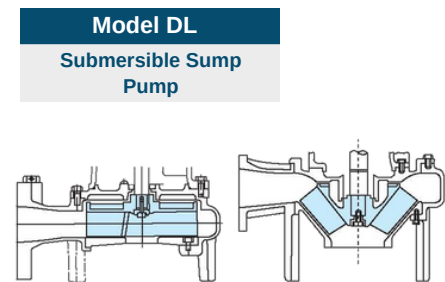
All Fasteners
made of Stainless Steel

Cable Entry
Vulcanised, three-way sealing cable entry

Air-filled
Copper wound motors with class F insulation

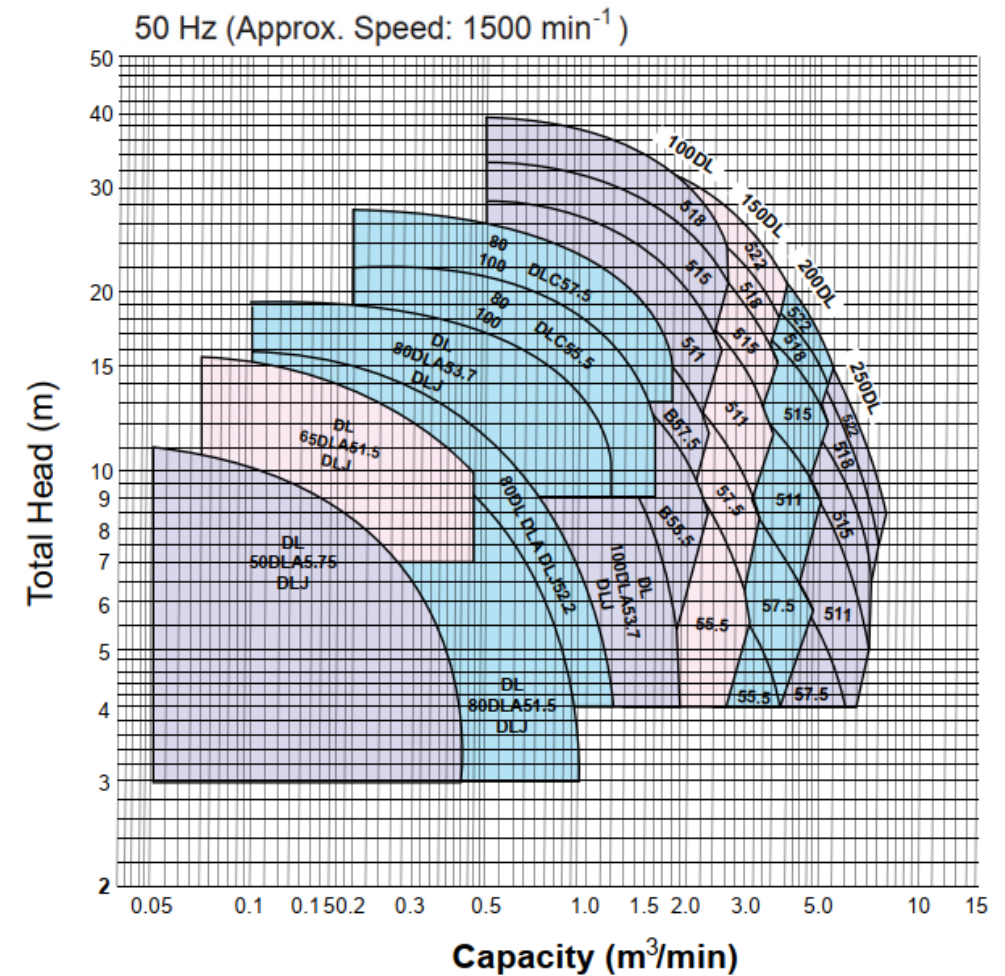
Ball Bearings
Permanently lubricated, high temperature type

Mechanical Seals
Oil Lubricated, Double mechanical seals with hard faces provide reliable shaft sealing

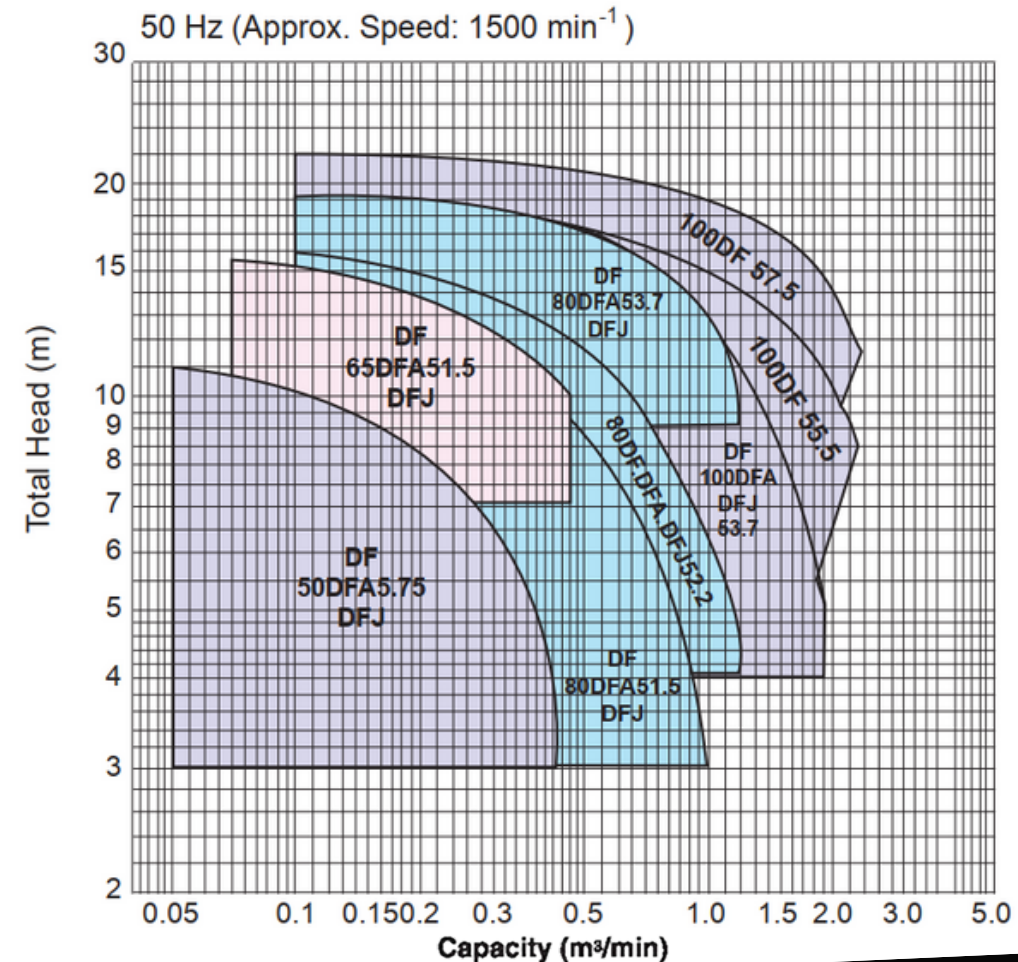


Model DL
Submersible Sump Pump

Selection Chart



Model DL



Model DF (with Cutter)

*Optional & Contact Us for more detail.

hizue

Features

Model DS



Efficient Semi-Open Impellers



Strainer Prevents Blockage

Model DVS



Semi-Vortex Impeller

Offers non-clog operation and allows pumping of foreign matter up to 60-70% of discharge size



Easy Maintenance

Application Fields



Purification Tank Drainage

Rain and Spring Water Drainage

Miscellaneous Drainage



Water Supply

Waste Water

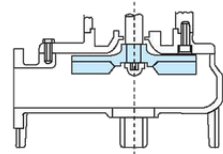
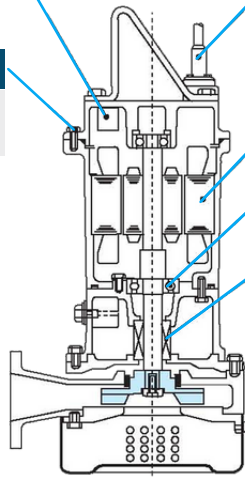
Septic Effluent

Specification

In-built thermal overload (up to 7.5kW) or Miniature thermal protectors (11kW & above)

All Fasteners made of Stainless Steel

Model DS
Submersible Sump Pump



Cable Entry
Vulcanised, three-way sealing cable entry

Air-filled
Copper wound motors with class F insulation

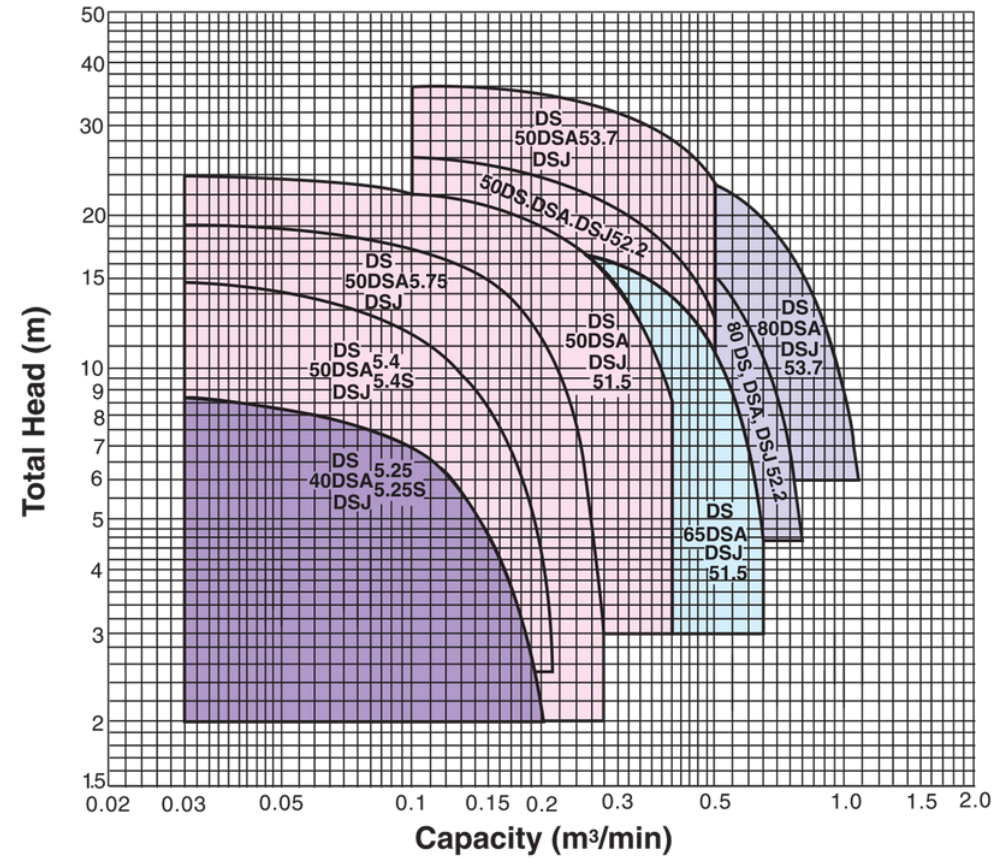
Ball Bearings
Permanently lubricated, high temperature type

Mechanical Seals
Oil Lubricated, Double mechanical seals with hard faces provide reliable shaft sealing

Model DVS
Submersible Semi-Vortex Pump

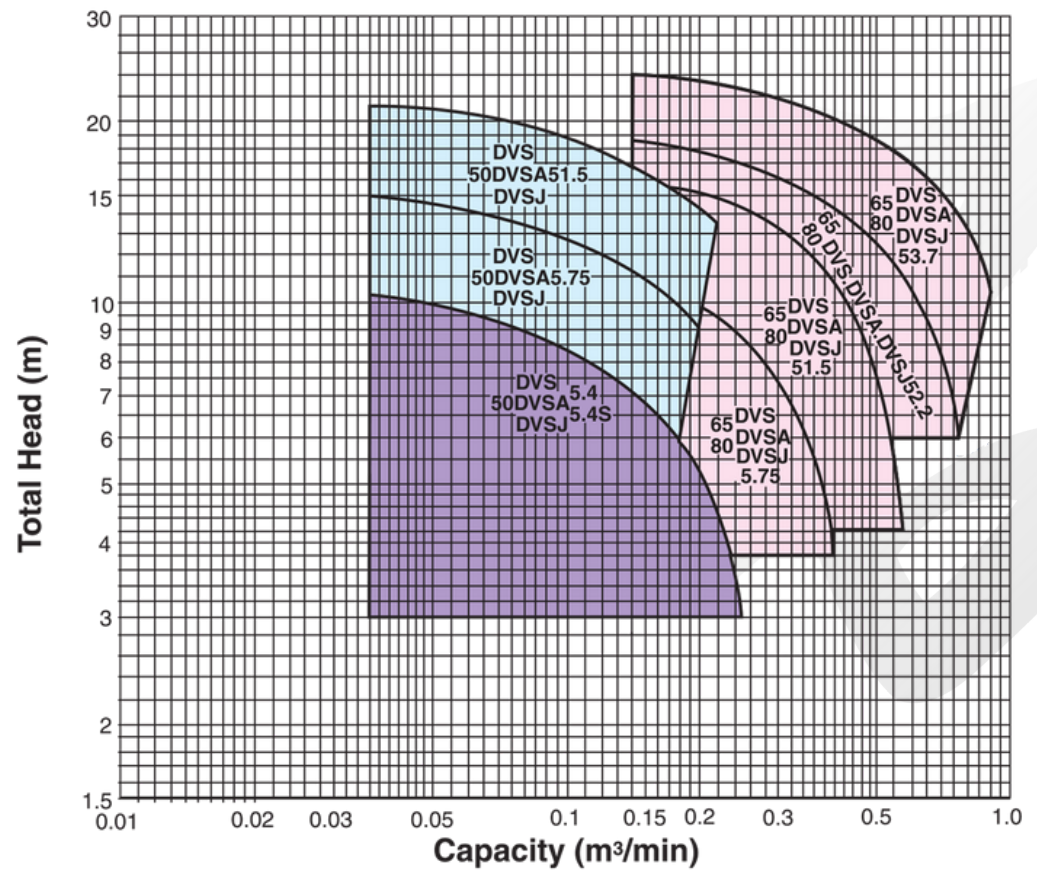
Selection Chart

50 Hz (Synchronous speed 3000 min⁻¹)



Model DS

50 Hz (Synchronous speed 3000 min⁻¹)



Model DVS

*Optional & Contact Us for more detail.